



# Hyperwork

**4% Surcharge**  
In Effect

MEETING TABLES - SIN 33721

## Contemporary design

As on all Hyperwork casegoods and Educational furnishings, Hyperwork conference furnishings feature high durability AdvantEdge 3mm PVC edge banding. AdvantEdge provides an increased impact resistance for long-lasting beauty and performance. Expandable Hyperwork tables allow you to extend table size in 48" increments as the need for meeting space grows. Expandable Hyperwork tables feature a cross grain pattern on woodgrain laminates to eliminate matching issues with table top add-ons.

### Assembly

- Tables ship with top and base(s) in separate cartons
- Assembly is quick and easy by attaching bases to tops with bolts or screws provided

### Finishes

- Select a color combination with contrasting top and base, or choose monocolor for same top and base
- Monocolor models use a single finish designator

### Wire Management

- Add 2.5" diameter grommets for extended wire management capability

### Edge Profile



## How to Specify:

- 1 Series
- 2 Laminate finish top
- 3 Laminate finish base (if different)
- 4 Model number
- 5 Options

Finished Example

**HW/FM/RT12048**

Top and Base Finishes	Code
Black	E
Boardwalk	SB
Boardwalk (Textured)	BW
Driftwood	SD
Driftwood (Textured)	DW
Espresso	X
Graphite	GP
Mahogany	M
Monticello Maple	MM
Natural Maple	FM
Shoreline	SS
Shoreline (Textured)	SL
Windsor Cherry	WC

Options	Code	Price
Box Base	B	<b>477</b> (per base)
Grommet	G	<b>138</b>

### Power

PowerFlex power modules can be installed in many locations. See page 36 for options.

## Laminate Tops

- Contemporary design
- 1" thick tops with 3mm PVC AdvantEdge
- 1" thick smooth top option for textured laminates

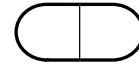
- Thermally fused laminate
- High Pressure Laminate surface optional




**Round**  
36", 42", 48"  
Freight Class 85



**Racetrack**  
72", 96" Length  
Freight Class 100



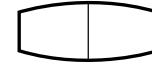
**Racetrack**  
(Two Piece Top)  
120", 144" Length  
Freight Class 92.5



**Rectangular**  
72", 96"  
Freight Class 100



**Boat-Shaped**  
72", 96" Length  
Freight Class 100



**Boat-Shaped**  
(Two Piece Top)  
120", 144" Length  
Freight Class 92.5

## Laminate Bases

- 1" thick thermally fused laminate on X-Base and Straight Base
- 6.25" Box Base (B option) is hollow for easy wire management

- 3 mm PVC AdvantEdge banding
- Freight Class is same for 2 or 3 piece bases



**X Base**  
Freight Class 175



**Straight Leg**  
Freight Class 85



**Box Base (B)**  
Freight Class 175

## Round Table

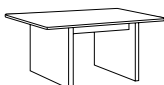


Model	Overall	Cu. Ft.	Shp. Wt.	Fr. Cls.	Zone 1	Zone 2	Zone 3
<b>HW_TR36</b>	36" W x 29" H	10.7	85	100	<b>994</b>	<b>1029</b>	<b>1064</b>
<b>HW_TR42</b>	42" W x 29" H	16.1	109	125	<b>1203</b>	<b>1245</b>	<b>1287</b>
<b>HW_TR48</b>	48" W x 29" H	17.1	120	125	<b>1268</b>	<b>1312</b>	<b>1357</b>

- X-Base

- Ships in two cartons

## Rectangular Table



Model	Overall	Cu. Ft.	Shp. Wt.	Fr. Cls.	Zone 1	Zone 2	Zone 3
<b>HW_T7236</b>	72" W x 36" D x 29" H	14.9	144	100	<b>1249</b>	<b>1293</b>	<b>1336</b>
<b>HW_T9648</b>	96" W x 48" D x 29" H	22.4	245	92.5	<b>1603</b>	<b>1659</b>	<b>1715</b>
<b>Box Bases B</b>					<b>954</b>	<b>954</b>	<b>954</b>

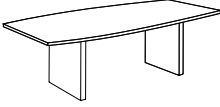
- One-piece top

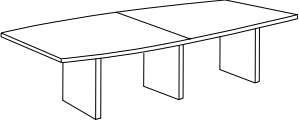
- Ships in two cartons

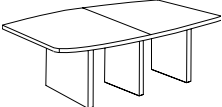
- Straight legs ship in one carton

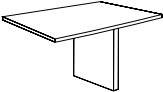
- Optional Box Bases ship in individual cartons (total of three cartons per table)

# Hyperwork

	Model	Overall	Cu. Ft.	Shp. Wt.	Fr. Cls.	Zone 1	Zone 2	Zone 3
Boat-Shaped Table 	<b>HW_BT7236</b>	72" W x 36" D x 29" H	14.9	144	100	<b>1531</b>	<b>1585</b>	<b>1638</b>
	<b>HW_BT9648</b>	96" W x 48" D x 29" H	22.4	225	92.5	<b>1802</b>	<b>1865</b>	<b>1928</b>
			<b>Box Bases B</b>			<b>954</b>	<b>954</b>	<b>954</b>
	• One-piece top	• Ships in two cartons	• Straight legs ship in one carton			• Optional Box Bases ship in individual cartons (total of three cartons per table)		

	Model	Overall	Cu. Ft.	Shp. Wt.	Fr. Cls.	Zone 1	Zone 2	Zone 3
Boat-Shaped Table 	<b>HW_BT12048</b>	120" W x 48" D x 29" H	26.6	310	92.5	<b>2260</b>	<b>2339</b>	<b>2418</b>
	<b>HW_BT14448</b>	144" W x 48" D x 29" H	30.6	356	92.5	<b>2420</b>	<b>2505</b>	<b>2589</b>
			<b>Box Bases B</b>			<b>1431</b>	<b>1431</b>	<b>1431</b>
	• Two-piece top, wood grain will not match at seam	• Ships in two cartons	• Straight legs ship in one carton			• Optional Box Bases ship in individual cartons (total of four cartons per table)		

	Model	Overall	Cu. Ft.	Shp. Wt.	Fr. Cls.	Zone 1	Zone 2	Zone 3
Expandable Boat-Shaped Table 	<b>E_BT4896</b>	96" W x 48" D x 29" H	20.0	278	100	<b>2828</b>	<b>2927</b>	<b>3026</b>
			<b>Box Bases B</b>			<b>1431</b>	<b>1431</b>	<b>1431</b>
		• Two-piece top, vertical grain will not match adjoining top	• Ships in two cartons	• Straight legs ship in one carton			• Optional Box Bases ship in individual cartons (total of four cartons per table)	

	Model	Overall	Cu. Ft.	Shp. Wt.	Fr. Cls.	Zone 1	Zone 2	Zone 3
Center extension for Expandable Boat-Shaped Table 	<b>E_T4848A</b>	48" W x 48" D x 29" H	7.7	108	85	<b>1554</b>	<b>1608</b>	<b>1663</b>
			<b>Box Bases B</b>			<b>477</b>	<b>477</b>	<b>477</b>
		• One-piece top, vertical grain will not match adjoining top	• Ships in two cartons	• Straight leg standard				

Racetrack Table

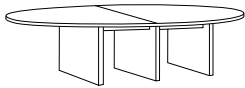


Model	Overall	Cu. Ft.	Shp. Wt.	Fr. Cls.	Zone 1	Zone 2	Zone 3
<b>HW_RT7236</b>	72" W x 36" D x 29" H	13.8	144	100	<b>1531</b>	<b>1585</b>	<b>1638</b>
<b>HW_RT9648</b>	96" W x 48" D x 29" H	21.6	225	100	<b>1802</b>	<b>1865</b>	<b>1928</b>
<b>Box Bases B</b>					<b>954</b>	<b>954</b>	<b>954</b>

- One-piece top
- Ships in two cartons
- Straight legs ship in one carton
- Optional Box Bases ship in individual cartons (total of three cartons per table)

**To Be Discontinued**  
**07/01/23**

Racetrack Table



Model	Overall	Cu. Ft.	Shp. Wt.	Fr. Cls.	Zone 1	Zone 2	Zone 3
<b>HW_RT12048</b>	120" W x 48" D x 29" H	27.0	310	100	<b>2260</b>	<b>2339</b>	<b>2418</b>
<b>HW_RT14448</b>	144" W x 48" D x 29" H	32.0	356	100	<b>2420</b>	<b>2505</b>	<b>2589</b>
<b>Box Bases B</b>					<b>1431</b>	<b>1431</b>	<b>1431</b>

- Two-piece top, wood grain will not match at seam
- Ships in two cartons
- Straight legs ship in one carton
- Optional Box Bases ship in individual cartons (total of four cartons per table)

**To Be Discontinued**  
**07/01/23**