



Trados Metal

4% Surcharge

Effective **09.06.21**

GUEST SEATING - SIN 33721 & SIN 337127CSB

Solid Comfort, Modern Appeal

The Trados Metal guest seating collection features a triarc arm design enhanced by a smooth, silver finish, rugged steel frame. This elegant yet sturdy chair can be further enhanced by the addition of optional wood arm caps in a variety of finishes or in an anti-microbial urethane arm cap. The steel cross brace and heavy gauge steel frame construction provide a 350 lb. capacity in the guest and patient chairs, the settee and bench. Bariatric seating offers a standard weight capacity of 500 lb. with 750 lb. and 1,000 lb. options.

Product Details

- Tri-arc arm design
- Rugged all steel frame construction
- Separate seats & backs for easy clean out
- Seats and backs are field replaceable

- Chair weight capacity 350 lb., bariatric chair rated to 500 lbs.
- Two-color combinations available, priced at higher grade
- Adjustable glides
- Hybrid soy-based, CFC-free foam

How to Specify:

- 1** Model number
- 2** Fabric grade & name for back
- 3** Fabric grade & name for seat (if different)
- 4** Options

Options	Code	Price
2 polyurethane arm caps	PC	200
3 polyurethane arm caps	PC3	300
4 polyurethane arm caps	PC4	400
5 polyurethane arm caps	PC5	500
2 finished wood arm caps	WA	100
3 finished wood arm caps	WA3	150
4 finished wood arm caps	WA4	200
5 finished wood arm caps	WA5	250

Wood Finishes	Code
Black	BLK
Boardwalk	BW
Driftwood	DW
Espresso	ESP
Mahogany	MAH
Moab	MOB
Monticello Maple	MM
Natural Maple	FM
Shoreline	SL
Windsor Cherry	WC

Finished Example

914MET/FM/5 Momentum Riddle Chalkboard/5 Douglass Symphony Classic Black/WA

912MET

Bariatric steel triarc arm chair,
30" wide seat

NOW



Overall	Seat										St. Ydg.	Cu. Ft.	Shp. Wt.	Fr. Cls.
33" W x 25" D x 35" H	30" W x 19" D x 18" H										2.5	36	72	175

	1	2/COM	3/COL	4	5	6	7	8	9	10	11	12/L	13	14	15/LL
Zone 1	1411	1452	1506	1545	1587	1647	1701	1763	1816	1884	1909	1981	2053	2114	2259
Zone 2	1446	1488	1544	1584	1627	1688	1744	1807	1861	1931	1957	2031	2104	2167	2315
Zone 3	1482	1525	1581	1622	1666	1729	1786	1851	1907	1978	2004	2080	2156	2220	2372

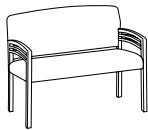
•SIN 337127CSB

Option	Code	Price
750 lb. Bariatric Rating	HB	150
1,000 lb. Bariatric Rating	XB	290

913MET

Bariatric steel triarc arm chair,
40" wide seat

NOW



Overall	Seat										St. Ydg.	Cu. Ft.	Shp. Wt.	Fr. Cls.
43" W x 25" D x 35" H	40" W x 19" D x 18" H										3	36	89	175

	1	2/COM	3/COL	4	5	6	7	8	9	10	11	12/L	13	14	15/LL
Zone 1	1588	1636	1700	1749	1798	1871	1936	2008	2073	2154	2185	2272	2359	2516	2609
Zone 2	1628	1677	1743	1793	1843	1918	1984	2058	2125	2208	2240	2329	2418	2579	2674
Zone 3	1667	1718	1785	1836	1888	1965	2033	2108	2177	2262	2294	2386	2477	2642	2739

•SIN 337127CSB

Option	Code	Price
750 lb. Bariatric Rating	HB	150
1,000 lb. Bariatric Rating	XB	290

914MET

Steel triarc armchair

NOW



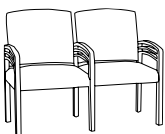
Overall	Seat										St. Ydg.	Cu. Ft.	Shp. Wt.	Fr. Cls.
22.5" W x 25" D x 35" H	20" W x 19" D x 18" H										2	15	46	250

	1	2/COM	3/COL	4	5	6	7	8	9	10	11	12/L	13	14	15/LL
Zone 1	1100	1160	1232	1278	1333	1408	1483	1555	1631	1725	1751	1778	1900	2008	2230
Zone 2	1128	1189	1263	1310	1366	1443	1520	1594	1672	1768	1795	1822	1948	2058	2286
Zone 3	1155	1218	1294	1342	1400	1478	1557	1633	1713	1811	1839	1867	1995	2108	2342

914MET-2

Two ganged steel triarc
armchairs

NOW



Overall	Seat										St. Ydg.	Cu. Ft.	Shp. Wt.	Fr. Cls.
44.5" W x 25" D x 35" H	30" W x 19" D x 18" H										5	38	95	250

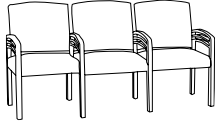
	1	2/COM	3/COL	4	5	6	7	8	9	10	11	12/L	13	14	15/LL
Zone 1	2116	2236	2377	2468	2580	2728	2876	3026	3174	3360	3519	3663	3808	4096	4375
Zone 2	2169	2292	2436	2530	2645	2796	2948	3102	3253	3444	3607	3755	3903	4198	4484
Zone 3	2222	2348	2496	2591	2709	2864	3020	3177	3333	3528	3695	3846	3998	4301	4594

Trados Metal

914MET-3

Three ganged triarc steel armchairs

NOW

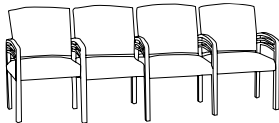


	Overall		Seat										St. Ydg.	Cu. Ft.	Shp. Wt.	Fr. Cls.
	66.5" W x 25" D x 35" H		30" W x 19" D x 18" H										7	57	129	250
	1	2/COM	3/COL	4	5	6	7	8	9	10	11	12/L	13	14	15/LL	
Zone 1	3174	3355	3565	3704	3871	4095	4317	4539	4763	5041	5341	5572	5744	6148	6564	
Zone 2	3253	3439	3654	3797	3968	4197	4425	4652	4882	5167	5475	5711	5888	6302	6728	
Zone 3	3333	3523	3743	3889	4065	4300	4533	4766	5001	5293	5608	5851	6031	6455	6892	

914MET-4

Four ganged steel triarc armchair

NOW



	Overall		Seat										St. Ydg.	Cu. Ft.	Shp. Wt.	Fr. Cls.
	88" W x 25" D x 35" H		30" W x 19" D x 18" H										9	75	158	250
	1	2/COM	3/COL	4	5	6	7	8	9	10	11	12/L	13	14	15/LL	
Zone 1	4232	4473	4756	4937	5160	5458	5756	6053	6348	6721	7018	7277	7537	7795	8314	
Zone 2	4338	4585	4875	5060	5289	5594	5900	6204	6507	6889	7193	7459	7725	7990	8522	
Zone 3	4444	4697	4994	5184	5418	5731	6044	6356	6665	7057	7369	7641	7914	8185	8730	

915MET

High back patient/guest steel triarc arm chair

NOW

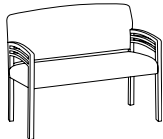


	Overall		Seat										St. Ydg.	Cu. Ft.	Shp. Wt.	Fr. Cls.
	22.75" W x 25" D x 46" H		20" W x 19" D x 18" H										3	24	52	250
	1	2/COM	3/COL	4	5	6	7	8	9	10	11	12/L	13	14	15/LL	
Zone 1	1234	1310	1399	1455	1526	1618	1711	1802	1897	2014	2077	2162	2249	2422	2651	
Zone 2	1265	1343	1434	1491	1564	1658	1754	1847	1944	2064	2129	2216	2305	2483	2717	
Zone 3	1296	1376	1469	1528	1602	1699	1797	1892	1992	2115	2181	2270	2361	2543	2784	

916MET

Steel triarc arm two-seat settee

NOW



	Overall		Seat										St. Ydg.	Cu. Ft.	Shp. Wt.	Fr. Cls.
	48" W x 25" D x 35" H		45" W x 19" D x 18" H										3.5	37	82	175
	1	2/COM	3/COL	4	5	6	7	8	9	10	11	12/L	13	14	15/LL	
Zone 1	1768	1821	1892	1944	1996	2074	2145	2225	2295	2382	2416	2509	2603	2681	2873	
Zone 2	1812	1867	1939	1993	2046	2126	2199	2281	2352	2442	2476	2572	2668	2748	2945	
Zone 3	1856	1912	1987	2041	2096	2178	2252	2336	2410	2501	2537	2634	2733	2815	3017	

917

Trados Connecting Table

NOW



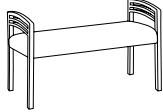
	Overall		St. Ydg.	Cu. Ft.	Shp. Wt.	Fr. Cls.
	20" W x 21.5" D x 15.5" H		N/A	3	22	125
Zone 1	583					
Zone 2	598					
Zone 3	612					

*Includes attachment hardware

918MET

Steel triarc arm bench

NOW



	Overall		Seat										St. Ydg.	Cu. Ft.	Shp. Wt.	Fr. Cls.
	48" W x 22" D x 25.5" H		45" W x 19" D x 18" H										2	37	74	175
	1	2/COM	3/COL	4	5	6	7	8	9	10	11	12/L	13	14	15/LL	
Zone 1	1367	1426	1498	1543	1598	1673	1747	1821	1897	1989	2044	2156	2216	2275	2486	
Zone 2	1401	1462	1535	1582	1638	1715	1791	1867	1944	2039	2095	2210	2271	2332	2548	
Zone 3	1435	1497	1573	1620	1678	1757	1834	1912	1992	2088	2146	2264	2327	2389	2610	

919

Trados Corner Table

NOW



	Overall	St. Ydg.	Cu. Ft.	Shp. Wt.	Fr. Cls.
	28.25" W x 28.25" D x 15.5" H	N/A	4	35	100

Zone 1	1025
Zone 2	1051
Zone 3	1076

- Includes leg for read corner and attachment hardware