



Vision

CONTEMPORARY CASEGOODS - SIN 33721

Modern, Clean, Fresh

Vision brings together the best in American manufacturing and European design. Comfortable to work with as it is beautiful and as advanced as the best ideas of tomorrow. Modular and flexible components are ideally suited for business - large, small and at home. Private office spaces with ample storage options maximize every square foot of space. Modular components provide flexibility in open office environments to easily adapt to growing and changing work force.

Tops

- 1" thick thermally fused laminate (TFL) surfaces
- 3mm AdvantEdge PVC edge banding

Edge Profile



Finishes

- Thermally fused laminate on all surfaces
- Boardwalk, Driftwood and Shoreline are textured laminate, smooth finish available on tops only
- Color combination available with contrasting top and base
- Monocolor for same top and base use a single finish designator

How to Specify:

- 1 Series
- 2 Laminate finish top
- 3 Laminate finish base (if different)
- 4 Model number
- 5 Options

Finished Example

VC/W/DW/7230DL3/Y

Finishes	Code
Black	E
Boardwalk	BW
Driftwood	DW
Espresso	X
Graphite	GP
Mahogany	M
Monticello Maple	MM
Natural Maple	FM
Shoreline	SL
Windsor Cherry	WC

Smooth Top Finishes	Code
Boardwalk	SB
Driftwood	SD
Shoreline	SS

Options	Code
Locking Doors	Y
Heavy Duty Lateral File Bottom	H
Additional Grommet	G
High Pressure Laminate Top	4

Power

PowerFlex power modules can be installed in many locations. See page 36 for options.

Pedestals & File Cabinets

- Contemporary T-Bar nickel pulls in vertical orientation are standard
- Heavy-duty leveling glides in 2" H x 1" D steel feet
- .75"-thick core with thermally fused laminate on both sides
- 3mm AdvantEdge PVC edge banding
- Full height pedestals
- Fully assembled with dowels, glue, metal brackets, screws and mechanical fasteners
- Pre-installed filing hardware holds letter- and legal-size hanging files
- Drawer bottoms .125" thick rated to 25 lbs.
- Steel, ball-bearing slides on all drawers - ¾ extension on box and center drawers, full extension on file drawers
- .125" thick, 8" H satin acrylic modesty panels





Wire Management

- See individual product features for standard number of 1.5" grommet(s) and location(s)
- Additional grommets for extended wire management capability
- For additional grommets, add "G" after item number and \$111 list per location

End Panels/Legs

- .75" thick core with thermally fused laminate on both sides
- 3mm AdvantEdge PVC edge banding
- 1" diameter, 2" H polished aluminum feet in end panels
- 2" diameter tubular steel legs on table desks

Pre-Configured Workstations

	Model	Overall	Cu. Ft.	Shp. Wt.	Fr. Cls.	Zone 1	Zone 2	Zone 3
<p>"L" Workstation, Left Return</p> 	VC_72LL42	72" W x 72" D x 29" H	26.0	253	100	2306	2364	2421
	VC_66LL42	66" W x 72" D x 29" H	25.0	246	100	2274	2331	2388
	VC_60LL42	60" W x 72" D x 29" H	25.0	241	100	2242	2298	2354
	VC_72LL48	72" W x 72" D x 29" H	28.0	239	100	2218	2273	2329
	VC_66LL48	66" W x 72" D x 29" H	27.0	234	100	2193	2248	2303
	VC_60LL48	60" W x 72" D x 29" H	27.0	230	100	2166	2220	2274
<p>"L" Workstation, Right Return</p> 	VC_72LR42	72" W x 72" D x 29" H	26.0	253	100	2306	2364	2421
	VC_66LR42	66" W x 72" D x 29" H	25.0	246	100	2274	2331	2388
	VC_60LR42	60" W x 72" D x 29" H	25.0	241	100	2242	2298	2354
	VC_72LR48	72" W x 72" D x 29" H	28.0	239	100	2218	2273	2329
	VC_66LR48	66" W x 72" D x 29" H	27.0	234	100	2193	2248	2303
	VC_60LR48	60" W x 72" D x 29" H	27.0	230	100	2166	2220	2274

• Specify -2 suffix for front locking File/File drawer pedestal on return

• Specify -3 suffix for front locking Box/Box/File drawer pedestal on return

• 30" D main work surface, 42" W x 20" return surface

• 8" raised satin acrylic modesty panel

• Specify -2 suffix for front locking File/File drawer pedestal on return

• Specify -3 suffix for front locking Box/Box/File drawer pedestal on return

• 24" D main work surface, 48" W x 20" D return surface

• 8" raised satin acrylic modesty panel

• Specify -2 suffix for front locking File/File drawer pedestal on return

• Specify -3 suffix for front locking Box/Box/File drawer pedestal on return

• 30" D main work surface, 42" W x 20" return surface

• 8" raised satin acrylic modesty panel

• Specify -2 suffix for front locking File/File drawer pedestal on return

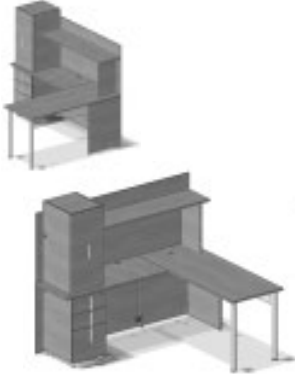
• Specify -3 suffix for front locking Box/Box/File drawer pedestal on return

• 24" D main work surface, 48" W x 20" D return surface

• 8" raised satin acrylic modesty panel

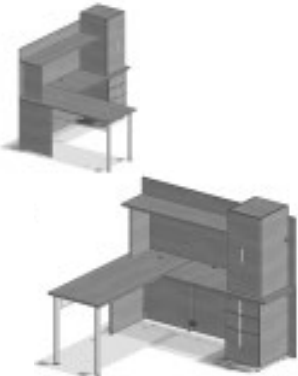
Vision

"L" Workstation, Left Return with Overhead Storage



Model	Overall	Cu. Ft.	Shp. Wt.	Fr. Cls.	Zone 1	Zone 2	Zone 3
VC_72LL42H	72" W x 72" D x 62" H	56.0	395	125	3433	3519	3605
VC_66LL42H	66" W x 72" D x 62" H	55.0	388	125	3388	3473	3557
VC_60LL42H	60" W x 72" D x 62" H	55.0	383	125	3339	3422	3506
• Specify -2 suffix for front locking File/File drawer pedestal on return	• Specify -3 suffix for front locking Box/Box/File drawer pedestal on return	• 30" D main work surface, 42" W x 20" D return surface with overhead storage	• 8" raised satin acrylic modesty panel on main desk				
VC_72LL48H	72" W x 72" D x 62" H	58.0	381	125	3347	3431	3514
VC_66LL48H	66" W x 72" D x 62" H	57.0	371	125	3322	3405	3488
VC_60LL48H	60" W x 72" D x 62" H	57.0	361	125	3293	3375	3458
• Specify -2 suffix for front locking File/File drawer pedestal on return	• Specify -3 suffix for front locking Box/Box/File drawer pedestal on return	• 24" D main work surface, 48" W x 20" D return surface with overhead storage	• 8" raised satin acrylic modesty panel on main desk				

"L" Workstation, Right Return with Overhead Storage



Model	Overall	Cu. Ft.	Shp. Wt.	Fr. Cls.	Zone 1	Zone 2	Zone 3
VC_72LR42H	72" W x 72" D x 62" H	56.0	395	125	3433	3519	3605
VC_66LR42H	66" W x 72" D x 62" H	55.0	388	125	3388	3473	3557
VC_60LR42H	60" W x 72" D x 62" H	55.0	383	125	3339	3422	3506
• Specify -2 suffix for front locking File/File drawer pedestal on return	• Specify -3 suffix for front locking Box/Box/File drawer pedestal on return	• 30" D main work surface, 42" W x 20" D return surface with overhead storage	• 8" raised satin acrylic modesty panel on main desk				
VC_72LR48H	72" W x 72" D x 62" H	58.0	381	125	3347	3431	3514
VC_66LR48H	66" W x 72" D x 62" H	57.0	371	125	3322	3405	3488
VC_60LR48H	60" W x 72" D x 62" H	57.0	361	125	3293	3375	3458
• Specify -2 suffix for front locking File/File drawer pedestal on return	• Specify -3 suffix for front locking Box/Box/File drawer pedestal on return	• 24" D main work surface, 48" W x 20" D return surface with overhead storage	• 8" raised satin acrylic modesty panel on main desk				

"U" Workstation, Left Bridge



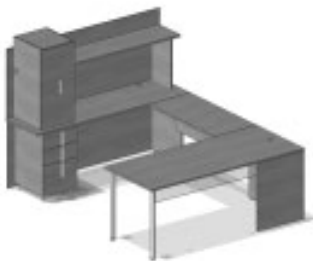
Model	Overall	Cu. Ft.	Shp. Wt.	Fr. Cls.	Zone 1	Zone 2	Zone 3
VC_72UL48	72" W x 98" D x 29" H	41.0	350	100	2930	3003	3077
VC_66UL48	66" W x 98" D x 29" H	38.0	335	100	2884	2956	3028
VC_60UL48	60" W x 98" D x 29" H	35.0	323	100	2834	2905	2976
• Specify -2 suffix for front locking File/File drawer pedestal on return	• Specify -3 suffix for front locking Box/Box/File drawer pedestal on return	• 30" D main work surface, 48" W x 20" D bridge	• 8" raised satin acrylic modesty panel on main desk				
VC_72UL42	72" W x 92" D x 29" H	41.0	345	100	2888	2960	3032
VC_66UL42	66" W x 92" D x 29" H	38.0	330	100	2841	2912	2983
VC_60UL42	60" W x 92" D x 29" H	35.0	318	100	2792	2862	2932
• Specify -2 suffix for front locking File/File drawer pedestal on return	• Specify -3 suffix for front locking Box/Box/File drawer pedestal on return	• 30" D main work surface, 42" W x 20" D bridge	• 8" raised satin acrylic modesty panel on main desk				

"U" Workstation, Right Bridge



Model	Overall	Cu. Ft.	Shp. Wt.	Fr. Cls.	Zone 1	Zone 2	Zone 3
VC_72UR48	72" W x 98" D x 29" H	41.0	350	100	2930	3003	3077
VC_66UR48	66" W x 98" D x 29" H	38.0	335	100	2884	2956	3028
VC_60UR48	60" W x 98" D x 29" H	35.0	323	100	2834	2905	2976
	<ul style="list-style-type: none"> Specify -2 suffix for front locking File/File drawer pedestal on credenza 	<ul style="list-style-type: none"> Specify -3 suffix for front locking Box/Box/File drawer pedestal on credenza 	<ul style="list-style-type: none"> 30" D main work surface, 48" W x 20" D bridge 	<ul style="list-style-type: none"> 8" raised satin acrylic modesty panel on main desk 			
VC_72UR42	72" W x 92" D x 29" H	41.0	345	100	2888	2960	3032
VC_66UR42	66" W x 92" D x 29" H	38.0	330	100	2841	2912	2983
VC_60UR42	60" W x 92" D x 29" H	35.0	318	100	2792	2862	2932
	<ul style="list-style-type: none"> Specify -2 suffix for front locking File/File drawer pedestal on credenza 	<ul style="list-style-type: none"> Specify -3 suffix for front locking Box/Box/File drawer pedestal on credenza 	<ul style="list-style-type: none"> 30" D main work surface, 42" W x 20" D bridge 	<ul style="list-style-type: none"> 8" raised satin acrylic modesty panel on main desk 			

"U" Workstation, Left Bridge with Overhead Storage



Model	Overall	Cu. Ft.	Shp. Wt.	Fr. Cls.	Zone 1	Zone 2	Zone 3
VC_72UL48H	72" W x 98" D x 62" H	71.0	492	125	4057	4158	4260
VC_66UL48H	66" W x 98" D x 62" H	65.0	472	125	3998	4098	4198
VC_60UL48H	60" W x 98" D x 62" H	60.0	454	125	3932	4030	4129
	<ul style="list-style-type: none"> Specify -2 suffix for front locking File/File drawer pedestal on credenza 	<ul style="list-style-type: none"> Specify -3 suffix for front locking Box/Box/File drawer pedestal on credenza 	<ul style="list-style-type: none"> 30" D main work surface, 48" W x 20" D bridge Overhead storage on credenza 	<ul style="list-style-type: none"> 8" raised satin acrylic modesty panel on main desk 			
VC_72UL42H	72" W x 92" D x 62" H	71.0	487	125	4015	4115	4216
VC_66UL42H	66" W x 92" D x 62" H	65.0	467	125	3956	4055	4154
VC_60UL42H	60" W x 92" D x 62" H	60.0	449	125	3891	3988	4086
	<ul style="list-style-type: none"> Specify -2 suffix for front locking File/File drawer pedestal on credenza 	<ul style="list-style-type: none"> Specify -3 suffix for front locking Box/Box/File drawer pedestal on credenza 	<ul style="list-style-type: none"> 30" D main work surface, 42" W x 20" D bridge Overhead storage on credenza 	<ul style="list-style-type: none"> 8" raised satin acrylic modesty panel on main desk 			

"U" Workstation, Right Bridge with Overhead Storage



Model	Overall	Cu. Ft.	Shp. Wt.	Fr. Cls.	Zone 1	Zone 2	Zone 3
VC_72UR48H	72" W x 98" D x 62" H	71.0	492	125	4057	4158	4260
VC_66UR48H	66" W x 98" D x 62" H	65.0	472	125	3998	4098	4198
VC_60UR48H	60" W x 98" D x 62" H	60.0	454	125	3932	4030	4129
	<ul style="list-style-type: none"> Specify -2 suffix for front locking File/File drawer pedestal on credenza 	<ul style="list-style-type: none"> Specify -3 suffix for front locking Box/Box/File drawer pedestal on credenza 	<ul style="list-style-type: none"> 30" D main work surface, 48" W x 20" D bridge Overhead storage on credenza 	<ul style="list-style-type: none"> 8" raised satin acrylic modesty panel on main desk 			
VC_72UR42H	72" W x 92" D x 62" H	71.0	487	125	4015	4115	4216
VC_66UR42H	66" W x 92" D x 62" H	65.0	467	125	3956	4055	4154
VC_60UR42H	60" W x 92" D x 62" H	60.0	449	125	3891	3988	4086
	<ul style="list-style-type: none"> Specify -2 suffix for front locking File/File drawer pedestal on credenza 	<ul style="list-style-type: none"> Specify -3 suffix for front locking Box/Box/File drawer pedestal on credenza 	<ul style="list-style-type: none"> 30" D main work surface, 42" W x 20" D bridge Overhead storage on credenza 	<ul style="list-style-type: none"> 8" raised satin acrylic modesty panel on main desk 			

Vision

Desks

	Model	Overall	Cu. Ft.	Shp. Wt.	Fr. Cls.	Zone 1	Zone 2	Zone 3
Double Pedestal Desk	VC_7230DL3	72" W x 30" D x 29" H	42.0	295	110	2070	2122	2174
	VC_6630DL3	66" W x 30" D x 29" H	39.0	286	110	2046	2097	2148



- Front locking Box/Box/File drawers in each pedestal
- 30" D left pedestal
- 24" D right pedestal
- Ships fully assembled

	Model	Overall	Cu. Ft.	Shp. Wt.	Fr. Cls.	Zone 1	Zone 2	Zone 3
Double Pedestal Desk	VC_7230DR3	72" W x 30" D x 29" H	42.0	295	125	2070	2122	2174
	VC_6630DR3	66" W x 30" D x 29" H	39.0	286	125	2046	2097	2148




- Front locking Box/Box/File drawers in each pedestal
- 24" D left pedestal
- 30" D right pedestal
- Ships fully assembled

	Model	Overall	Cu. Ft.	Shp. Wt.	Fr. Cls.	Zone 1	Zone 2	Zone 3
Left Pedestal Desk	VC_7230L3	72" W x 30" D x 29" H	42.0	222	150	1627	1668	1708



- Front locking Box/Box/File drawers in left pedestal
- Full width end panel on right
- 8" raised satin acrylic modesty panel
- Ships fully assembled

	Model	Overall	Cu. Ft.	Shp. Wt.	Fr. Cls.	Zone 1	Zone 2	Zone 3
Right Pedestal Desk	VC_7230R3	72" W x 30" D x 29" H	42.0	222	150	1627	1668	1708




- Front locking Box/Box/File drawers in right pedestal
- Full width end panel on left
- 8" raised satin acrylic modesty panel
- Ships fully assembled

	Model	Overall	Cu. Ft.	Shp. Wt.	Fr. Cls.	Zone 1	Zone 2	Zone 3
Left Pedestal Table Desk	VC_7230TL3	72" W x 30" D x 29" H	42.0	192	150	1692	1734	1777
	VC_6630TL3	66" W x 30" D x 29" H	39.0	186	150	1661	1703	1744
	VC_6030TL3	60" W x 30" D x 29" H	36.0	181	150	1628	1669	1709




- Front locking Box/Box/File drawers in left pedestal
- Column legs on right
- 8" raised satin acrylic modesty panel
- Ships fully assembled


	Model	Overall	Cu. Ft.	Shp. Wt.	Fr. Cls.	Zone 1	Zone 2	Zone 3
Right Pedestal Table Desk	VC_7230TR3	72" W x 30" D x 29" H	42.0	192	150	1692	1734	1777
	VC_6630TR3	66" W x 30" D x 29" H	39.0	186	150	1661	1703	1744
	VC_6030TR3	60" W x 30" D x 29" H	36.0	181	150	1628	1669	1709
	• Front locking Box/Box/File drawers in right pedestal	• Column legs on left	• 8" raised satin acrylic modesty panel		• Ships fully assembled			




	Model	Overall	Cu. Ft.	Shp. Wt.	Fr. Cls.	Zone 1	Zone 2	Zone 3
Table Desk	VC_7230TL	72" W x 30" D x 29" H	9.0	124	85	1233	1264	1295
	VC_6630TL	66" W x 30" D x 29" H	8.0	117	85	1202	1232	1262
	VC_6030TL	60" W x 30" D x 29" H	8.0	112	85	1169	1198	1227
	VC_7224TL	72" W x 24" D x 29" H	8.0	104	85	1129	1157	1185
	VC_6624TL	66" W x 24" D x 29" H	7.0	99	85	1106	1134	1161
	VC_6024TL	60" W x 24" D x 29" H	7.0	95	85	1078	1105	1132
	• Full width panel end on left	• Column legs on right	• 8" raised satin acrylic modesty panel		• Assembly required			



	Model	Overall	Cu. Ft.	Shp. Wt.	Fr. Cls.	Zone 1	Zone 2	Zone 3
Table Desk	VC_7230TR	72" W x 30" D x 29" H	9.0	124	85	1233	1264	1295
	VC_6630TR	66" W x 30" D x 29" H	8.0	117	85	1202	1232	1262
	VC_6030TR	60" W x 30" D x 29" H	8.0	112	85	1169	1198	1227
	VC_7224TR	72" W x 24" D x 29" H	8.0	104	85	1129	1157	1185
	VC_6624TR	66" W x 24" D x 29" H	7.0	99	85	1106	1134	1161
	VC_6024TR	60" W x 24" D x 29" H	7.0	95	85	1078	1105	1132
	• Full width panel end on right	• Column legs on left	• 8" raised satin acrylic modesty panel		• Assembly required			




	Model	Overall	Cu. Ft.	Shp. Wt.	Fr. Cls.	Zone 1	Zone 2	Zone 3
Table Desk	VC_7230T	72" W x 30" D x 29" H	8.0	109	85	1238	1269	1300
	VC_6630T	66" W x 30" D x 29" H	7.0	101	85	1192	1222	1252
	VC_6030T	60" W x 30" D x 29" H	7.0	95	85	1146	1175	1203
	• Four column legs	• 8" satin acrylic modesty panel	• 8" raised satin acrylic modesty panel		• Assembly required			



Bridges and Returns

	Model	Overall	Cu. Ft.	Shp. Wt.	Fr. Cls.	Zone 1	Zone 2	Zone 3
Bridge	VC_2048B	48" W x 20" D x 29" H	8.0	109	70	399	409	419
	VC_2042B	42" W x 20" D x 29" H	7.0	101	70	358	367	376



- Connects desk and credenza
- Not freestanding
- Assembly required

	Model	Overall	Cu. Ft.	Shp. Wt.	Fr. Cls.	Zone 1	Zone 2	Zone 3
Left Desk Return	VC_2048L3	48" W x 20" D x 29" H	20.0	135	125	1089	1116	1143
	VC_2042L3	42" W x 20" D x 29" H	17.0	129	125	1071	1098	1125



- Box/Box/File drawers in left pedestal
- Front locking drawers
- Ships fully assembled

	Model	Overall	Cu. Ft.	Shp. Wt.	Fr. Cls.	Zone 1	Zone 2	Zone 3
Right Desk Return	VC_2048R3	48" W x 20" D x 29" H	20.0	135	125	1089	1116	1143
	VC_2042R3	42" W x 20" D x 29" H	17.0	129	125	1071	1098	1125



- Box/Box/File drawers in right pedestal
- Front locking drawers
- Ships fully assembled

	Model	Overall	Cu. Ft.	Shp. Wt.	Fr. Cls.	Zone 1	Zone 2	Zone 3
Left Desk Return	VC_2048L2	48" W x 20" D x 29" H	20.0	135	125	1089	1116	1143
	VC_2042L2	42" W x 20" D x 29" H	17.0	129	125	1071	1098	1125




- File/File drawers in left pedestal
- Front locking drawers
- Ships fully assembled


	Model	Overall	Cu. Ft.	Shp. Wt.	Fr. Cls.	Zone 1	Zone 2	Zone 3
Right Desk Return	VC_2048R2	48" W x 20" D x 29" H	20.0	135	125	1089	1116	1143
	VC_2042R2	42" W x 20" D x 29" H	17.0	129	125	1071	1098	1125





- File/File drawers in left pedestal
- Front locking drawers
- Ships fully assembled

Credenzas

	Model	Overall	Cu. Ft.	Shp. Wt.	Fr. Cls.	Zone 1	Zone 2	Zone 3
Double Pedestal Credenza 	VC_7220-4	72" W x 20" D x 29" H	29.0	237	110	1772	1816	1861
	VC_6620-4	66" W x 20" D x 29" H	27.0	229	110	1758	1802	1846
	VC_6020-4	60" W x 20" D x 29" H	24.0	222	110	1741	1785	1828
		<ul style="list-style-type: none"> • File/File drawers in each pedestal • Front locking drawers • Ships fully assembled 						

	Model	Overall	Cu. Ft.	Shp. Wt.	Fr. Cls.	Zone 1	Zone 2	Zone 3
Left Pedestal Credenza 	VC_7220L2	72" W x 20" D x 29" H	29.0	178	110	1297	1329	1362
	VC_6620L2	66" W x 20" D x 29" H	27.0	170	110	1282	1314	1346
	VC_6020L2	60" W x 20" D x 29" H	24.0	163	110	1265	1297	1328
		<ul style="list-style-type: none"> • File/File drawers in left pedestal • Front locking drawers • Ships fully assembled 						

	Model	Overall	Cu. Ft.	Shp. Wt.	Fr. Cls.	Zone 1	Zone 2	Zone 3
Right Pedestal Credenza 	VC_7220R2	72" W x 20" D x 29" H	29.0	178	110	1297	1329	1362
	VC_6620R2	66" W x 20" D x 29" H	27.0	170	110	1282	1314	1346
	VC_6020R2	60" W x 20" D x 29" H	24.0	163	110	1265	1297	1328
		<ul style="list-style-type: none"> • File/File drawers in right pedestal • Front locking drawers • Ships fully assembled 						

	Model	Overall	Cu. Ft.	Shp. Wt.	Fr. Cls.	Zone 1	Zone 2	Zone 3
Left Pedestal Credenza 	VC_7220L3	72" W x 20" D x 29" H	29.0	178	125	1297	1329	1362
	VC_6620L3	66" W x 20" D x 29" H	27.0	170	125	1282	1314	1346
	VC_6020L3	60" W x 20" D x 29" H	24.0	163	125	1265	1297	1328
		<ul style="list-style-type: none"> • Box/Box/File drawers in left pedestal • Front locking drawers • Ships fully assembled 						

Vision

	Model	Overall	Cu. Ft.	Shp. Wt.	Fr. Cls.	Zone 1	Zone 2	Zone 3
Right Pedestal Credenza	VC_7220R3	72" W x 20" D x 29" H	29.0	178	125	1297	1329	1362
	VC_6620R3	66" W x 20" D x 29" H	27.0	170	125	1282	1314	1346
	VC_6020R3	60" W x 20" D x 29" H	24.0	163	125	1265	1297	1328



- Box/Box/File drawers in right pedestal
- Front locking drawers
- Ships fully assembled

	Model	Overall	Cu. Ft.	Shp. Wt.	Fr. Cls.	Zone 1	Zone 2	Zone 3
Storage Credenza	VC_7220-4S	72" W x 20" D x 29" H	29.0	277	100	2131	2184	2238
	VC_6620-4S	66" W x 20" D x 29" H	27.0	264	100	2102	2155	2207
	VC_6020-4S	60" W x 20" D x 29" H	24.0	252	100	2072	2124	2176
					Optional Door Lock Y	81	81	81



- File/File drawers in each pedestal
- Storage compartment in center
- Front locking drawers
- Ships fully assembled

	Model	Overall	Cu. Ft.	Shp. Wt.	Fr. Cls.	Zone 1	Zone 2	Zone 3
Double Lateral File Credenza	VC_7220DLF	72" W x 20" D x 29" H	29.0	367	92.5	2479	2541	2603
					Heavy Duty Bottom H	348	348	348



- Four lateral file drawers
- Front locking drawers
- Ships fully assembled

	Model	Overall	Cu. Ft.	Shp. Wt.	Fr. Cls.	Zone 1	Zone 2	Zone 3
Double Storage Credenza	VC_7220DS	72" W x 20" D x 29" H	29.0	297	125	1715	1758	1801
					Optional Door Lock Y	162	162	162



- Two bookcase storage compartments
- One adjustable shelf in each compartment
- Ships fully assembled

	Model	Overall	Cu. Ft.	Shp. Wt.	Fr. Cls.	Zone 1	Zone 2	Zone 3
Lateral File / Storage Credenza	VC_7220LFS	72" W x 20" D x 29" H	29.0	332	92.5	2096	2148	2201
					Heavy Duty Bottom H	174	174	174



- Two lateral file drawers on left
- Bookcase storage compartment on right
- Ships fully assembled

	Model	Overall	Cu. Ft.	Shp. Wt.	Fr. Cls.	Zone 1	Zone 2	Zone 3
Left Lateral File Credenza	VC_7220LF	72" W x 20" D x 29" H	29.0	243	100	1602	1642	1682
	VC_6620LF	66" W x 20" D x 29" H	27.0	235	100	1587	1627	1666
	VC_6020LF	60" W x 20" D x 29" H	24.0	228	100	1571	1610	1650
				Heavy Duty Bottom H			174	174



- Two lateral file drawers on left
- Front locking drawers
- Ships fully assembled

	Model	Overall	Cu. Ft.	Shp. Wt.	Fr. Cls.	Zone 1	Zone 2	Zone 3
Right Lateral File Credenza	VC_7220RF	72" W x 20" D x 29" H	29.0	243	100	1602	1642	1682
	VC_6620RF	66" W x 20" D x 29" H	27.0	235	100	1587	1627	1666
	VC_6020RF	60" W x 20" D x 29" H	24.0	228	100	1571	1610	1650
				Heavy Duty Bottom H			174	174



- Two lateral file drawers on right
- Front locking drawers
- Ships fully assembled

	Model	Overall	Cu. Ft.	Shp. Wt.	Fr. Cls.	Zone 1	Zone 2	Zone 3
Left Storage Credenza	VC_7220LS	72" W x 20" D x 29" H	29.0	208	125	1231	1262	1293
	VC_6620LS	66" W x 20" D x 29" H	27.0	200	125	1217	1247	1278
	VC_6020LS	60" W x 20" D x 29" H	24.0	193	125	1201	1231	1261




- Bookcase storage compartment on left
- One adjustable shelf
- Ships fully assembled


	Model	Overall	Cu. Ft.	Shp. Wt.	Fr. Cls.	Zone 1	Zone 2	Zone 3
Right Storage Credenza	VC_7220RS	72" W x 20" D x 29" H	29.0	208	125	1231	1262	1293
	VC_6620RS	66" W x 20" D x 29" H	27.0	200	125	1217	1247	1278
	VC_6020RS	60" W x 20" D x 29" H	24.0	193	125	1201	1231	1261



- Bookcase storage compartment on right
- One adjustable shelf
- Ships fully assembled

Overhead Storage

	Model	Overall	Cu. Ft.	Shp. Wt.	Fr. Cls.	Zone 1	Zone 2	Zone 3
	VC_OH7220	72" W x 18" D x 32" H	30.0	198	125	1574	1613	1653
	VC_OH6620	66" W x 18" D x 32" H	27.0	193	125	1563	1602	1641
	VC_OH6020	60" W x 18" D x 32" H	25.0	187	125	1545	1584	1622
	• Hinged doors	• One adjustable shelf in each tower, fixed shelf in center	• 62" height from top of Overhead to floor when placed on work surface	• Ships fully assembled				

	Model	Overall	Cu. Ft.	Shp. Wt.	Fr. Cls.	Zone 1	Zone 2	Zone 3
	TL2P	19.5" W x 3.25" D x 1.25" H	1.2	3	200	135	138	142
	• 720 lumen, 8 watts	• 10' power cord						

	Overall	St. Ydg.	Cu. Ft.	Shp. Wt.	Fr. Cls.
XDTB2033	22.75" W x 1" D x 19.75" H	1	1	9	100
Double Tower Tackboard					
	1 2/COM 3/COM 4 5 6 7 8 9 10 11 12/L 13 14 15/LL				
Zone 1	275 289 312 326 341 363 386 408 428 455 480 509 539 564 593				
Zone 2	282 296 320 334 350 372 396 418 439 466 492 522 552 578 608				
Zone 3	289 303 328 342 358 381 405 428 449 478 504 534 566 592 623				
	• Fits VC_OH6020	• Fully tackable	• Must be field installed		

	Overall	St. Ydg.	Cu. Ft.	Shp. Wt.	Fr. Cls.
XDTB2029	28.75" W x 1" D x 19.75" H	1	1	9	100
Double Tower Tackboard					
	1 2/COM 3/COM 4 5 6 7 8 9 10 11 12/L 13 14 15/LL				
Zone 1	275 289 312 326 341 363 386 408 428 455 480 509 539 564 593				
Zone 2	282 296 320 334 350 372 396 418 439 466 492 522 552 578 608				
Zone 3	289 303 328 342 358 381 405 428 449 478 504 534 566 592 623				
	• Fits VC_OH6620	• Fully tackable	• Must be field installed		

	Overall	St. Ydg.	Cu. Ft.	Shp. Wt.	Fr. Cls.
XDTB2035	34.75" W x 1" D x 19.75" H	1	1	9	100
Double Tower Tackboard					
	1 2/COM 3/COM 4 5 6 7 8 9 10 11 12/L 13 14 15/LL				
Zone 1	275 289 312 326 341 363 386 408 428 455 480 509 539 564 593				
Zone 2	282 296 320 334 350 372 396 418 439 466 492 522 552 578 608				
Zone 3	289 303 328 342 358 381 405 428 449 478 504 534 566 592 623				
	• Fits VC_OH7220	• Fully tackable	• Must be field installed		

	Model	Overall	Cu. Ft.	Shp. Wt.	Fr. Cls.	Zone 1	Zone 2	Zone 3
Left Single Tower Overhead	VC_OH7220L	72" W x 18" D x 32" H	30.0	147	125	1127	1155	1183
	VC_OH6620L	66" W x 18" D x 32" H	27.0	142	125	1114	1142	1170
	VC_OH6020L	60" W x 18" D x 32" H	25.0	136	125	1097	1124	1152



- One tower storage on left
- One adjustable shelf in tower
- One fixed shelf on right

	Model	Overall	Cu. Ft.	Shp. Wt.	Fr. Cls.	Zone 1	Zone 2	Zone 3
Right Single Tower Overhead	VC_OH7220R	72" W x 18" D x 32" H	30.0	147	125	1127	1155	1183
	VC_OH6620R	66" W x 18" D x 32" H	27.0	142	125	1114	1142	1170
	VC_OH6020R	60" W x 18" D x 32" H	25.0	136	125	1097	1124	1152



- One tower storage on right
- One adjustable shelf in tower
- One fixed shelf on left

	Overall	St. Ydg.	Cu. Ft.	Shp. Wt.	Fr. Cls.
XDTB2036	37.25" W x 1" D x 19.75" H	1	1	10	100

	1	2/COM	3/COM	4	5	6	7	8	9	10	11	12/L	13	14	15/LL
Zone 1	275	289	312	326	341	363	386	408	428	455	480	509	539	564	593
Zone 2	282	296	320	334	350	372	396	418	439	466	492	522	552	578	608
Zone 3	289	303	328	342	358	381	405	428	449	478	504	534	566	592	623

• Fits VC_OH6020L and VC_OH6020R

• Fully tackable

• Must be field installed



	Overall	St. Ydg.	Cu. Ft.	Shp. Wt.	Fr. Cls.
XDTB2042	43.25" W x 1" D x 19.75" H	1	1	13	100

	1	2/COM	3/COM	4	5	6	7	8	9	10	11	12/L	13	14	15/LL
Zone 1	275	289	312	326	341	363	386	408	428	455	480	509	539	564	593
Zone 2	282	296	320	334	350	372	396	418	439	466	492	522	552	578	608
Zone 3	289	303	328	342	358	381	405	428	449	478	504	534	566	592	623

• Fits VC_OH6620L and VC_OH6620R

• Fully tackable

• Must be field installed



	Overall	St. Ydg.	Cu. Ft.	Shp. Wt.	Fr. Cls.
XDTB2048	49.25" W x 1" D x 19.75" H	1	1	13	100

	1	2/COM	3/COM	4	5	6	7	8	9	10	11	12/L	13	14	15/LL
Zone 1	275	289	312	326	341	363	386	408	428	455	480	509	539	564	593
Zone 2	282	296	320	334	350	372	396	418	439	466	492	522	552	578	608
Zone 3	289	303	328	342	358	381	405	428	449	478	504	534	566	592	623

• Fits VC_OH7220L and VC_OH7220R

• Fully tackable

• Must be field installed



Storage and Filing

	Model	Overall	Cu. Ft.	Shp. Wt.	Fr. Cls.	Zone 1	Zone 2	Zone 3
Mobile Pedestal	VC_20	16" W x 20" D x 22" H	6.00	85	100	803	823	843



- Front locking Box/File drawer
- Convenience pull on top for easy mobility
- Four casters, two lock

	Overall	St. Ydg.	Cu. Ft.	Shp. Wt.	Fr. Cls.
XD1618SC	16" W x 18" D x 1.5" H	1	1	2	250

Seat Cushion for VC_20



	1	2/COM	3/COM	4	5	6	7	8	9	10	11	12/L	13	14	15/LL
Zone 1	234	249	271	286	301	323	345	367	387	414	439	469	498	523	553
Zone 2	240	255	278	293	309	331	354	376	397	424	450	481	510	536	567
Zone 3	246	261	285	300	316	339	362	385	406	435	461	492	523	549	581

- Anti-skid backing

	Model	Overall	Cu. Ft.	Shp. Wt.	Fr. Cls.	Zone 1	Zone 2	Zone 3
Stationary Drawer Pedestal	VC_1620P	16" W x 20" D x 19" H	5.0	78	85	915	938	961



- One front locking drawer File drawer
- Four 2" legs with leveling glides

	Overall	St. Ydg.	Cu. Ft.	Shp. Wt.	Fr. Cls.
XD1620SC	16" W x 20" D x 1.5" H	1	1	2	250

Seat Cushion for VC_1620P



	1	2/COM	3/COM	4	5	6	7	8	9	10	11	12/L	13	14	15/LL
Zone 1	234	249	271	286	301	323	345	367	387	414	439	469	498	523	553
Zone 2	240	255	278	293	309	331	354	376	397	424	450	481	510	536	567
Zone 3	246	261	285	300	316	339	362	385	406	435	461	492	523	549	581

- Anti-skid backing

	Model	Overall	Cu. Ft.	Shp. Wt.	Fr. Cls.	Zone 1	Zone 2	Zone 3
Stationary Open Pedestal	VC_2020	20" W x 20" D x 19" H	6.0	61	85	673	690	707



- Open storage cube
- Four 2" legs with leveling glides
- Ships fully assembled

	Overall	St. Ydg.	Cu. Ft.	Shp. Wt.	Fr. Cls.
XD2020SC	20" W x 20" D x 1.5" H	1	1	3	250


Seat Cushion for VC_2020



	1	2/COM	3/COM	4	5	6	7	8	9	10	11	12/L	13	14	15/LL
Zone 1	312	327	349	364	379	401	423	445	465	492	517	547	576	601	631
Zone 2	320	335	358	373	388	411	434	456	477	504	530	561	590	616	647
Zone 3	328	343	366	382	398	421	444	467	488	517	543	574	605	631	663


- Anti-skid backing

	Model	Overall	Cu. Ft.	Shp. Wt.	Fr. Cls.	Zone 1	Zone 2	Zone 3
Two-Section Chest/Pedestal	VC_3220PP	32" W x 20" D x 19" H	9.0	145	70	1343	1377	1410
	VC_3220OP	32" W x 20" D x 19" H	9.0	120	85	1299	1331	1364
	VC_3220PO	32" W x 20" D x 19" H	9.0	120	85	1299	1331	1364



- Two front locking file drawers in VC_3220PP
- One right-side front locking file drawer on VC_3220OP
- One left-side front locking file drawer on VC_3220PO
- Four 2" legs with leveling glides


	Model	Overall	Cu. Ft.	Shp. Wt.	Fr. Cls.	Zone 1	Zone 2	Zone 3
Three-Section Chest/Pedestal	VC_4820PPP	48" W x 20" D x 19" H	13.0	218	70	2049	2100	2151
	VC_4820OPP	48" W x 20" D x 19" H	13.0	193	85	2003	2053	2103
	VC_4820POP	48" W x 20" D x 19" H	13.0	193	85	2003	2053	2103
	VC_4820PPO	48" W x 20" D x 19" H	13.0	193	85	2003	2053	2103



- Three front locking file drawers in VC_4820PPP
- Two front locking file drawers center and right on VC_4820OPP
- Two front locking file drawers each end on VC_4820POP
- Two front locking file drawers center and left on VC_4820PPO

	Overall	St. Ydg.	Cu. Ft.	Shp. Wt.	Fr. Cls.
XD1620SC	16" W x 20" D x 1.5" H	1	1	2	250


Single Seat Cushion for Chest/Pedestal



	1	2/COM	3/COM	4	5	6	7	8	9	10	11	12/L	13	14	15/LL
Zone 1	234	249	271	286	301	323	345	367	387	414	439	469	498	523	553
Zone 2	240	255	278	293	309	331	354	376	397	424	450	481	510	536	567
Zone 3	246	261	285	300	316	339	362	385	406	435	461	492	523	549	581


- Anti-skid backing

	Model	Overall	Cu. Ft.	Shp. Wt.	Fr. Cls.	Zone 1	Zone 2	Zone 3
Storage Unit	VC_3620S	36" W x 20" D x 29" H	15.0	148	100	998	1023	1048
					Optional Door Lock Y	81	81	81




- Bookcase storage with one adjustable shelf
- Four 2" legs with leveling glides
- Ships fully assembled

	Model	Overall	Cu. Ft.	Shp. Wt.	Fr. Cls.	Zone 1	Zone 2	Zone 3
Two Drawer Lateral File	VC_3620LF	36" W x 20" D x 29" H	15.0	183	100	1381	1416	1450



- Front locking
- Anti-tilt mechanism allows only one drawer to open at one time to avoid tipping
- Four 2" legs with leveling glides

	Model	Overall	Cu. Ft.	Shp. Wt.	Fr. Cls.	Zone 1	Zone 2	Zone 3
Four Drawer Lateral File	VC_3220-4	32" W x 20" D x 59" H	26.0	250	100	2725	2793	2861



- Front locking
- Anti-tilt mechanism allows only one drawer to open at one time to avoid tipping
- Four 2" legs with leveling glides

Vision

	Model	Overall	Cu. Ft.	Shp. Wt.	Fr. Cls.	Zone 1	Zone 2	Zone 3
--	-------	---------	---------	----------	----------	--------	--------	--------

Bookcase

VC_BK3672


36" W x 15" D x 72" H

28.0 215 125

806

826

846



- Fixed bottom and middle shelves

- Three adjustable shelves

- Four 2" legs with leveling glides

	Model	Overall	Cu. Ft.	Shp. Wt.	Fr. Cls.	Zone 1	Zone 2	Zone 3
--	-------	---------	---------	----------	----------	--------	--------	--------

Media Station

VC_MDS3648

84" W x 20" D x 75" H

31.0 325 125

2569

2633

2697



- 75" H wall provides video monitor mounting surface

- Storage cabinet includes one adjustable shelf

- Cabinet must be assembled to wall

Optional Door Lock **Y**

81

81

81

	Model	Overall	Cu. Ft.	Shp. Wt.	Fr. Cls.	Zone 1	Zone 2	Zone 3
--	-------	---------	---------	----------	----------	--------	--------	--------

Collaborative Table Console

VC_798

72" W x 42" D x 29" H

60.5 189 250

1860

1907

1953



- Attaches to VC_MDS3648

- Hinged door console cabinet stores electronic components

	Model	Overall	Cu. Ft.	Shp. Wt.	Fr. Cls.	Zone 1	Zone 2	Zone 3
--	-------	---------	---------	----------	----------	--------	--------	--------

Mobile Teaming Board

VC_MTB

36" W x 24" D x 72" H

10.4 158 125

1255

1286

1318



- 36" W x 72" H dry erase surface on two sides

- Casters for easy mobility

- Includes dry-erase markers and eraser

- Assembly required

	Model	Overall	Cu. Ft.	Shp. Wt.	Fr. Cls.	Zone 1	Zone 2	Zone 3
--	-------	---------	---------	----------	----------	--------	--------	--------

Wall Mount Storage Cabinet

V_3610SDW

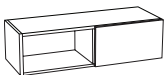
36" W x 13.75" D x 10" H

4.2 30 125

944

968

991




- Two storage compartments

- One sliding door

- Includes mounting cleat, but no screws

- Must be affixed to wall stud

	Model	Overall	Cu. Ft.	Shp. Wt.	Fr. Cls.	Zone 1	Zone 2	Zone 3
Center Drawer	XDECD20	20.5" W x 17" D x 2" H	1.5	11	85	161	165	169




- Molded polystyrene with compartments
- Ball bearing slides
- Easy attachment

	Model	Overall	Cu. Ft.	Shp. Wt.	Fr. Cls.	Zone 1	Zone 2	Zone 3
Pull Out Keyboard Shelf	XDEK20	20" W x 11" D x 4.5" H	2.0	12	85	161	165	169



- Black platform
- Gel wrist rest
- 360° swiveling mouse pad

	Model	Overall	Cu. Ft.	Shp. Wt.	Fr. Cls.	Zone 1	Zone 2	Zone 3
Corner Add-On	XDECCA	19" W x 14" D x 1" H	1.0	3	85	161	165	169



- Extends useful space at inside corner of desk with return or bridge
- Must be field installed

	Model	Overall	Cu. Ft.	Shp. Wt.	Fr. Cls.	Zone 1	Zone 2	Zone 3
Acrylic Privacy Screen	XDAS48	48" W x 4" D x 8" H	2.0	16	N/A	542	556	569
	XDAS42	42" W x 4" D x 8" H	2.0	15	N/A	526	539	552
	XDAS36	36" W x 4" D x 8" H	1.0	15	N/A	510	523	536



- Sits on work surface to add privacy
- XDAS36 recommended for 60" W surfaces
- XDAS42 recommended for 66" W surfaces
- XDAS48 recommended for 72" W surfaces

	Model	Overall	Cu. Ft.	Shp. Wt.	Fr. Cls.	Zone 1	Zone 2	Zone 3
Wire Management Channel	MDWM	12" W x 2.25" D x 1.25" H	0.4	3	70	32	33	34



- Attaches under tops or to back panels
- Peel and stick self-adhesive
- Front opening for easy access