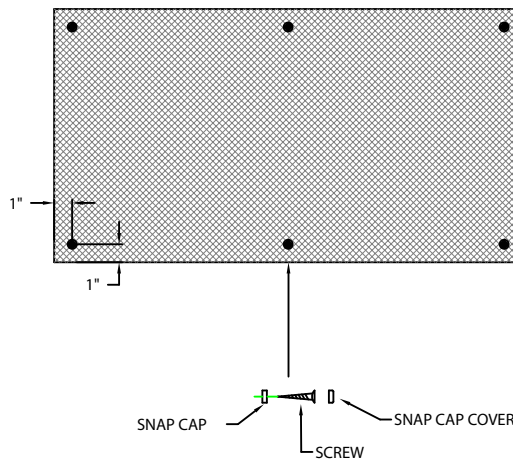
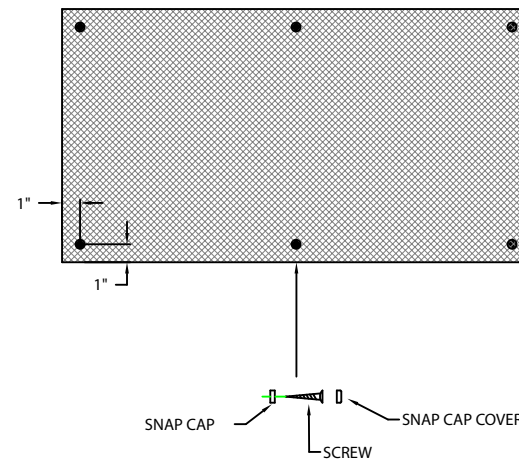


PLACE SCREW INTO SNAP CAP.
SCREW TACK BOARD IN PLACE USING DIMENSIONS SHOWN.
SNAP COVER ONTO CAP.

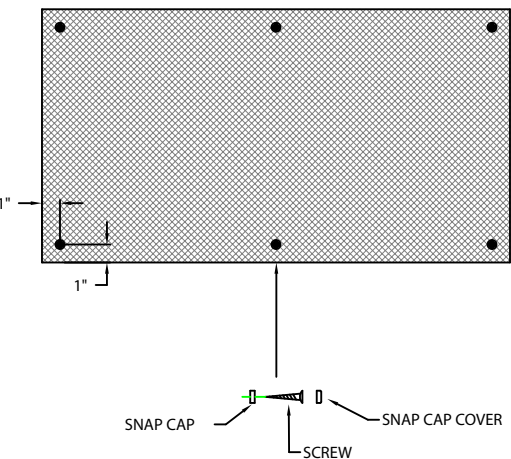


PLACE SCREW INTO SNAP CAP.
SCREW TACK BOARD IN PLACE USING DIMENSIONS SHOWN.
SNAP COVER ONTO CAP.

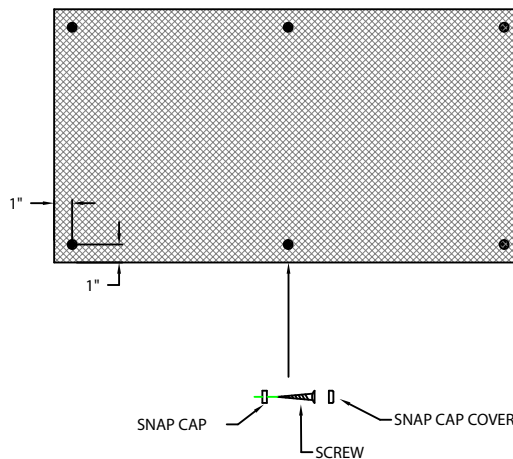


PLACE SCREW INTO SNAP CAP.
SCREW TACK BOARD IN PLACE USING DIMENSIONS SHOWN.
SNAP COVER ONTO CAP.

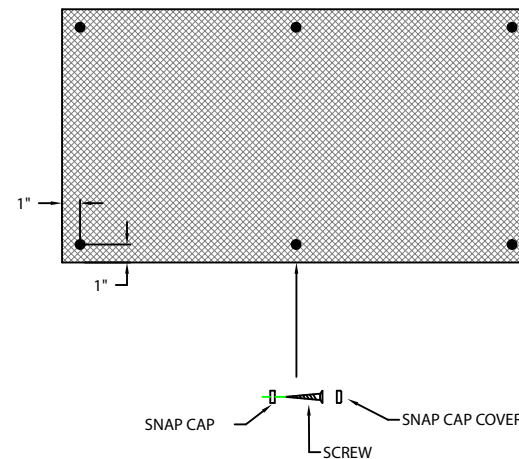
HWTBINST



PLACE SCREW INTO SNAP CAP.
SCREW TACK BOARD IN PLACE USING DIMENSIONS SHOWN.
SNAP COVER ONTO CAP.



PLACE SCREW INTO SNAP CAP.
SCREW TACK BOARD IN PLACE USING DIMENSIONS SHOWN.
SNAP COVER ONTO CAP.



PLACE SCREW INTO SNAP CAP.
SCREW TACK BOARD IN PLACE USING DIMENSIONS SHOWN.
SNAP COVER ONTO CAP.