

HPFi



# Steps

## Seating

Guest · Lounge

# Steps

## Seating

Guest · Lounge

**Steps** modular lounge seating components can be configured, expanded and reconfigured as your business grows and changes. Every component is a seating module, ensuring maximum seating capacity and optimum space-efficiency in your facilities. Plus, seat/back modules are field replaceable, offering renewability down the road.

Full-to-the-floor bases are available in fully upholstered or black finish versions. All units are shipped with metal fasteners pre-bored into the seat frames (nuts/bolts supplied). Metal-to-metal connection enhances long term reconfigurability.

The 90° Corner Unit can connect with seat modules on either side. Diagonal front increases leg room; diagonal back enhances lumbar support and comfort. In corner applications, the open area behind the unit can accommodate a lamp, plant, etc.



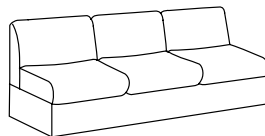
All **Steps** units are available with left or right (facing) arms.



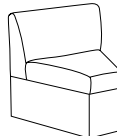
One-Seat  
25"W x 28.5"D



Two-Seat  
50"W x 28.5"D



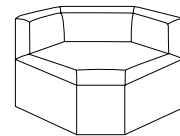
Three-Seat  
74"W x 28.5"D



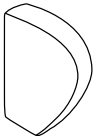
45° Wedge Seat  
27.5"W x 26"D



Inverted 45° Wedge  
27.5"W x 26"D



90° Corner Unit  
38"W x 38"D



Arms  
4.5"W x 23.5"D



All HPFI seating available in several finishes and upholstery options at industry-leading Quick Ship lead times. Dimensions listed are width/depth/height over-all. Reference current price list for complete descriptions. Specifications subject to change without notice.

