

HPFi



7300/7400 Series

Seating
Lounge Chairs

7300/7400 Series

Seating

Lounge Chairs



Modular lounge seating allows design flexibility to create unique configurations, adapt to building layouts and maximize seating capacity. Choose from 12 seating/table components. Approach benches (7300 Series) from either side in open areas. Units with backs (7400 Series) provide full-comfort seating. Freestanding and ganging tables are available in various shapes and sizes.

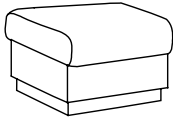
Specify ganging kits to connect units and ensure stability.

- 7423** End Table
- 7402** Love Seat
- 7425** 45° Wedge Table
- 7403** Sofa
- 7426** 90° Corner Table
- 7401** Chair
- 7421** Cylinder Table
- 7420** Coffee Table
- FM Natural Maple
- Avenue Carbon

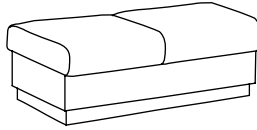
- 7301** One-Seat Reception Bench
- 7425** 45° Wedge Table
- 7401** Chair
- 7402** Love Seat
- 7424** Connector Table
- 7421** Cylinder Table
- DW Driftwood
- Align Flagstone



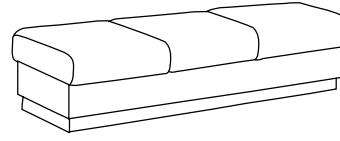
Modular Components




7301 One-Seat Reception Bench
25"W x 28.5"D x 19.5"H




7302 Two-Seat Reception Bench
50"W x 28.5"D x 19.5"H



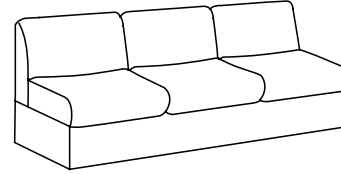
7303 Three-Seat Reception Bench
74"W x 28.5"D x 19.5"H



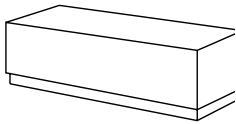
7401 Chair
25"W x 28.5"D x 30"H



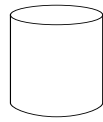
7402 Loveseat
50"W x 28.5"D x 30"H



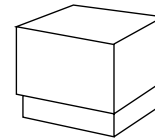
7403 Sofa
74"W x 28.5"D x 30"H



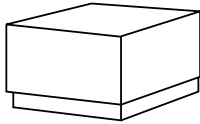
7420 Coffee Table
52"W x 20"D x 14"H



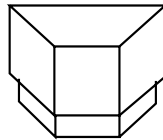
7421 Cylinder Table
19" Diameter x 14"H



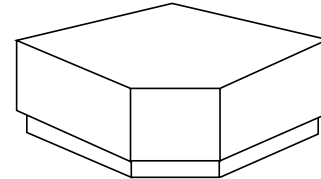
7423 End Table
25"W x 25"D x 14"H



7424 Connector Table
18"W x 25"D x 11.5"H



7425 45° Wedge Table
27"W x 25"D x 11.5"H



7426 90° Corner Table
38"W x 38"D x 11.5"H

7401 Chair
7425 45° Wedge Table
WC Windsor Cherry
Vibe 61608 Twilight





- 7401** Chair
- 7402** Loveseat
- 7426** 90° Corner Table
- FM Natural Maple
- Vibe 61608 Twilight

Built For Business

The two-tier base design creates heavy-duty frames matched with reinforced joints for long-term use. High pressure laminate (HPL) sides and tabletops resist moisture, stains and scratches. Plinth base is recessed to reduce scuffs from heels and features a textured, black vinyl surface that resists scratches from cleaning equipment, shoes, etc. Limited lifetime warranty.

Color Flexibility

All models are available in three standard high pressure laminates: Natural Maple, Windsor Cherry and Driftwood. Additional laminates are available; see price list for details. Choose from an extensive selection of upholsteries or customer's own material (COM).

Designed by IHDG



7421 Cylinder Table
DW Driftwood

All HPFI seating available in several finishes and upholstery options at industry-leading Quick Ship lead times. Dimensions listed are width/depth/height over-all. Reference current price list for complete descriptions. Specifications subject to change without notice.

7300-7400Series112116

