

FINISH SELECTION

ASPEN AP | BLACK BLK | BOARDWALK BW | DRIFTWOOD DW | ESPRESSO ESP |  
 HONEY CHERRY HCY | MAHOGANY MAH | MOAB MOB | NATURAL FM |  
 ROUGE MAHOGANY RM | WINDSOR CHERRY WC | SHORELINE SL |

**Solid Comfort**

The **Axxess** collection features a clean and stylish wood arm design. A steel cross brace construction provides 350 lb. capacity in standard chairs. Available in 3 chair widths - 20", 30" and 40".

**Design Details**

- **Solid wood frame**
- **Separate seats & backs for easy clean out**
- **Steel reinforced seat frame**
- **Seats and backs are field replaceable**
- **Wall-saver leg design**
- **Chair weight capacity 350 lb.**

▪ **Adjustable glides**

- **Two-Color Combinations: Priced at the highest upholstery grade used on unit**



**Axxess**

**984 Armchair**

23" W X 24.75" D X 34.5" H St. Yardage: 2



FREIGHT CLASS: 250  
 CUBIC FT: 15  
 SHIP WEIGHT: 35

Grade	1	2/COM	3/COL	4	5	6	7	8	9	10	L	LL
<b>Zone 1</b>	935	963	1001	1029	1057	1099	1136	1179	1216	1263	1375	1586
<b>Zone 2</b>	949	977	1016	1044	1073	1115	1153	1197	1234	1282	1396	1610
<b>Zone 3</b>	963	992	1031	1060	1089	1132	1170	1214	1252	1301	1416	1634

- Solid wood frame
- Sleek arm design
- Separate upholstered seat and back for easy clean out
- Steel reinforced seat frame
- Weight capacity of 350 lbs.
- Seat: 20"W x 19"D x 18.5"H

OPTION	PRICE	CODE
Black Polyurethane Arm Caps	80	PC

**NOW**

**980 Armless Chair**

23" W X 24.75" D X 34.5" H St. Yardage: 2



FREIGHT CLASS: 250  
 CUBIC FT: 15  
 SHIP WEIGHT: 32

Grade	1	2/COM	3/COL	4	5	6	7	8	9	10	L	LL
<b>Zone 1</b>	900	928	966	994	1022	1064	1101	1144	1181	1228	1340	1551
<b>Zone 2</b>	914	942	980	1009	1037	1080	1118	1161	1199	1246	1360	1574
<b>Zone 3</b>	927	956	995	1024	1053	1096	1134	1178	1216	1265	1380	1598

- Solid wood frame
- Separate upholstered seat and back for easy clean out
- Steel reinforced seat frame
- Weight capacity of 350 lbs.
- Seat: 20"W x 19"D x 18.5"H

OPTION	PRICE	CODE
Black Polyurethane Arm Caps	80	PC

**NOW**

**982 30" Bariatric Chair**

33.25" W X 24.75" D X 34.5" H St. Yardage: 2.5



FREIGHT CLASS: 250  
 CUBIC FT: 36  
 SHIP WEIGHT: 70

Grade	1	2/COM	3/COL	4	5	6	7	8	9	10	L	LL
<b>Zone 1</b>	1375	1410	1457	1492	1527	1580	1627	1680	1726	1785	1926	2189
<b>Zone 2</b>	1396	1431	1479	1514	1550	1604	1651	1705	1752	1812	1955	2222
<b>Zone 3</b>	1416	1452	1501	1537	1573	1627	1676	1730	1778	1839	1984	2255

- Solid wood frame
- Sleek arm design
- Separate upholstered seat and back for easy clean out
- Steel reinforced seat frame
- Weight capacity of 500 lbs.
- Seat: 30"W x 19"D x 18.5"H

OPTION	PRICE	CODE
Black Polyurethane Arm Caps	80	PC
750 lb. Bariatric Rating	130	HB
1000 lb. Bariatric Rating	250	XB

**NOW**

**983 40" Bariatric Chair**

43.25" W X 24.75" D X 34.5" H St. Yardage: 2.5



FREIGHT CLASS: 250  
 CUBIC FT: 36  
 SHIP WEIGHT: 81

Grade	1	2/COM	3/COL	4	5	6	7	8	9	10	L	LL
<b>Zone 1</b>	1499	1534	1581	1616	1651	1704	1751	1804	1850	1909	2050	2313
<b>Zone 2</b>	1521	1557	1605	1640	1676	1730	1777	1831	1878	1938	2081	2348
<b>Zone 3</b>	1544	1580	1628	1664	1701	1755	1804	1858	1906	1966	2112	2382

- Solid wood frame
- Sleek arm design
- Separate upholstered seat and back for easy clean out
- Steel reinforced seat frame
- Weight capacity of 500 lbs.
- Seat: 40"W x 19"D x 18.5"H

OPTION	PRICE	CODE
Black Polyurethane Arm Caps	80	PC
750 lb. Bariatric Rating	130	HB
1000 lb. Bariatric Rating	250	XB

**NOW**

### Ganging Seating: Solid Comfort

The **Axxess** collection features a clean and stylish wood arm design. A steel cross brace construction provides 350 lb. capacity for each seat.

### Details

- Select 2, 3 or 4 seat ganged chairs with arms between each seat, arms only on the ends or no arms
- Clean out feature facilitates easy cleaning



#### 984-2 Two Armchairs Ganged

43.75" W X 24.75" D X 34.5" H St. Yardage: 4



Freight Class: 300  
 Cubic Ft: 36  
 Ship Weight: 84

**NOW**

Grade	1	2/COM	3/COL	4	5	6	7	8	9	10	L	LL
Zone 1	1747	1803	1878	1934	1991	2075	2150	2234	2309	2403	2628	3049
Zone 2	1773	1830	1906	1963	2021	2106	2182	2268	2344	2439	2667	3095
Zone 3	1799	1857	1934	1992	2051	2137	2215	2301	2378	2475	2707	3140

- Solid wood frame
- Sleek arm design
- Separate upholstered seat and back for easy clean out
- Steel reinforced seat frame
- Weight capacity of 350 lbs.
- Seat: 20"W x 19"D x 18.5"H

OPTION	PRICE	CODE
Black Polyurethane Arm Caps, 2 Chairs Ganged	120	PC3

#### 984-3 Three Armchairs Ganged

65" W X 24.75" D X 34.5" H St. Yardage: 6



Freight Class: 300  
 Cubic Ft: 56  
 Ship Weight: 106

**NOW**

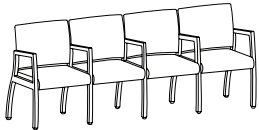
Grade	1	2/COM	3/COL	4	5	6	7	8	9	10	L	LL
Zone 1	2620	2704	2817	2901	2985	3112	3224	3351	3463	3604	3941	4574
Zone 2	2659	2745	2859	2945	3030	3159	3272	3401	3515	3658	4000	4643
Zone 3	2699	2785	2902	2988	3075	3205	3321	3452	3567	3712	4059	4711

- Solid wood frame
- Sleek arm design
- Separate upholstered seat and back for easy clean out
- Steel reinforced seat frame
- Weight capacity of 350 lbs.
- Seat: 20"W x 19"D x 18.5"H

OPTION	PRICE	CODE
Black Polyurethane Arm Caps, 3 Chairs Ganged	160	PC4

#### 984-4 Four Armchairs Ganged

86.25" W X 24.75" D X 34.5" H St. Yardage: 8



Freight Class: 400  
 Cubic Ft: 75  
 Ship Weight: 142

**NOW**

Grade	1	2/COM	3/COL	4	5	6	7	8	9	10	L	LL
Zone 1	3492	3604	3754	3867	3979	4148	4298	4467	4616	4804	5154	6097
Zone 2	3544	3658	3810	3925	4039	4210	4362	4534	4685	4876	5333	6188
Zone 3	3597	3712	3867	3983	4098	4272	4427	4601	4754	4948	5412	6280

- Solid wood frame
- Sleek arm design
- Separate upholstered seat and back for easy clean out
- Steel reinforced seat frame
- Weight capacity of 350 lbs.
- Seat: 20"W x 19"D x 18.5"H

OPTION	PRICE	CODE
Black Polyurethane Arm Caps, 4 Chairs Ganged	200	PC5

#### 980-2 Two Armless Chairs Ganged

43.75" W X 24.75" D X 34.5" H St. Yardage: 4



Freight Class: 300  
 Cubic Ft: 36  
 Ship Weight: 80

**NOW**

Grade	1	2/COM	3/COL	4	5	6	7	8	9	10	L	LL
Zone 1	1695	1751	1826	1882	1939	2023	2098	2182	2257	2351	2576	2997
Zone 2	1720	1777	1853	1910	1968	2053	2129	2215	2291	2386	2615	3042
Zone 3	1746	1804	1881	1938	1997	2084	2161	2247	2325	2422	2653	3087

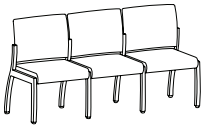
- Solid wood frame
- Sleek arm design
- Separate upholstered seat and back for easy clean out
- Steel reinforced seat frame
- Weight capacity of 350 lbs.
- Seat: 20"W x 19"D x 18.5"H

# FINISH SELECTION

ASPEN **AP** | BLACK **BLK** | BOARDWALK **BW** | DRIFTWOOD **DW** | ESPRESSO **ESP** |  
 HONEY CHERRY **HCY** | MAHOGANY **MAH** | MOAB **MOB** | NATURAL **FM** |  
 ROUGE MAHOGANY **RM** | WINDSOR CHERRY **WC** | SHORELINE **SL** |

## 980-3 Three Armless Chairs Ganged

65" W X 24.75" D X 34.5" H St. Yardage: 6



Freight Class: 300  
 Cubic Ft: 56  
 Ship Weight: 102

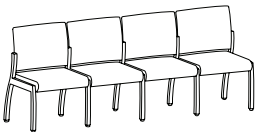
**NOW**

Grade	1	2/COM	3/COL	4	5	6	7	8	9	10	L	LL
Zone 1	2550	2634	2747	2831	2915	3042	3154	3281	3393	3534	3871	4504
Zone 2	2588	2674	2788	2873	2959	3088	3201	3330	3444	3587	3929	4572
Zone 3	2627	2713	2829	2916	3002	3133	3249	3379	3495	3640	3987	4639

- Solid wood frame
- Sleek arm design
- Separate upholstered seat and back for easy clean out
- Steel reinforced seat frame
- Weight capacity of 350 lbs.
- Seat: 20"W x 19"D x 18.5"H

## 980-4 Four Armless Chairs Ganged

86.25" W X 24.75" D X 34.5" H St. Yardage: 8



Freight Class: 400  
 Cubic Ft: 75  
 Ship Weight: 135

**NOW**

Grade	1	2/COM	3/COL	4	5	6	7	8	9	10	L	LL
Zone 1	3405	3517	3667	3780	3892	4061	4211	4380	4529	4717	5167	6010
Zone 2	3456	3570	3722	3837	3950	4122	4274	4446	4597	4788	5245	6100
Zone 3	3507	3623	3777	3893	4009	4183	4337	4511	4665	4859	5322	6190

- Solid wood frame
- Sleek arm design
- Separate upholstered seat and back for easy clean out
- Steel reinforced seat frame
- Weight capacity of 350 lbs.
- Seat: 20"W x 19"D x 18.5"H

## 984-20 Two Chairs Ganged, End Arms

43.75" W X 24.75" D X 34.5" H St. Yardage: 4



Freight Class: 300  
 Cubic Ft: 36  
 Ship Weight: 82

**NOW**

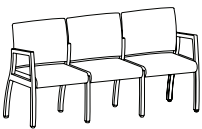
Grade	1	2/COM	3/COL	4	5	6	7	8	9	10	L	LL
Zone 1	1730	1786	1861	1917	1974	2058	2133	2217	2292	2386	2611	3032
Zone 2	1756	1813	1889	1946	2004	2089	2165	2250	2326	2422	2650	3077
Zone 3	1782	1840	1917	1975	2033	2120	2197	2284	2361	2458	2689	3123

- Solid wood frame
- Sleek arm design
- Separate upholstered seat and back for easy clean out
- Steel reinforced seat frame
- Weight capacity of 350 lbs.
- Seat: 20"W x 19"D x 18.5"H

OPTION	PRICE	CODE
Black Polyurethane Arm Caps, 2 Chairs Ganged	80	PC

## 984-30 Three Chairs Ganged, End Arms

65" W X 24.75" D X 34.5" H St. Yardage: 6



Freight Class: 300  
 Cubic Ft: 56  
 Ship Weight: 103

**NOW**

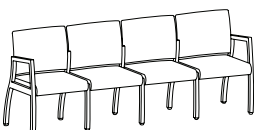
Grade	1	2/COM	3/COL	4	5	6	7	8	9	10	L	LL
Zone 1	2585	2669	2782	2866	2950	3077	3189	3316	3428	3569	3906	4539
Zone 2	2624	2709	2824	2909	2994	3123	3237	3366	3479	3623	3965	4607
Zone 3	2663	2749	2865	2952	3039	3169	3285	3415	3531	3676	4023	4675

- Solid wood frame
- Sleek arm design
- Separate upholstered seat and back for easy clean out
- Steel reinforced seat frame
- Weight capacity of 350 lbs.
- Seat: 20"W x 19"D x 18.5"H

OPTION	PRICE	CODE
Black Polyurethane Arm Caps, 3 Chairs Ganged	80	PC

## 984-40 Four Chairs Ganged, End Arms

86.25" W X 24.75" D X 34.5" H St. Yardage: 8



Freight Class: 400  
 Cubic Ft: 75  
 Ship Weight: 138

**NOW**

Grade	1	2/COM	3/COL	4	5	6	7	8	9	10	L	LL
Zone 1	3441	3553	3703	3816	3928	4097	4247	4416	4565	4753	5203	6046
Zone 2	3493	3606	3759	3873	3987	4158	4311	4482	4633	4824	5281	6137
Zone 3	3544	3660	3814	3930	4046	4220	4374	4548	4702	4896	5359	6227

- Solid wood frame
- Sleek arm design
- Separate upholstered seat and back for easy clean out
- Steel reinforced seat frame
- Weight capacity of 350 lbs.
- Seat: 20"W x 19"D x 18.5"H

OPTION	PRICE	CODE
Black Polyurethane Arm Caps, 4 Chairs Ganged	80	PC