



Hyperwork



Goes Great with Work.®





MultiFile cabinets, credenzas and returns feature box, file and lateral file drawers plus Hot Projects Access.



Double Full Pedestal Bow Front Desk with Aluminum/Frosted Modesty Panel
HDE701BF2BF



Overhead with 4 Aluminum/Frosted Doors
HWE737AD

Hyperwork presents an extensive collection of 400+ modular components offering high-quality and high-value casegoods for all areas of your fast-paced business environment. Solutions include freestanding units, L and U units, reception stations, conference furnishings and storage/filing options. You can also create shared station and multiple station configurations for the most space-efficient, cost-efficient office layout. All offer superior quality construction, multiple features and contemporary design options.

When it comes to outfitting an office environment that can work as hard as you do - there is no better option than **Hyperwork**.

For a dramatic look, mix black laminate units with oval nickel pulls. Add a desk with an aluminum/frosted modesty panel and overhead with aluminum/frosted doors.



Right 3-In-1 Storage
HDE65TR



Hyperwork

Thick, AdvantEdge banding provides durability for the rigors of today's businesses. Technologically advanced manufacturing secures and shapes banding to produce durable, soft-roll edges.

Windsor Cherry
Chrome Pulls
HWWC721L
HWWC450R
HWWC346
HWWC737
HWWC65STOR
1621



Case-In-Shell
 construction on 3/4
 pedestal units creates
 double-wall case rigidity
 as well as pedestal
 modularity for
 future flexibility.



Black filing hardware ships
 pre-installed with fixed front-to-back
 rails and adjustable side-to-side rails.



Steel Leveler Plate
 laterally supports leg
 leveler and protects
 end panel. Levelers
 7/16"-wrench adjustable
 while desk rests on floor.

Windsor Cherry
 Chrome Pulls
 HWWC720B
 HWWC744
 HWWC737
 HWWC426
 1231

Hyperwork

Communication is one of the keys to success and a comfortable and efficient meeting room can make that communications seem effortless. Select from a host of conference room pieces to help presenters and attendees work at maximum efficiency.



Natural Maple
Chrome Pulls
HWF65AV




Natural Maple/Graphite
Chrome Pulls
HWFMPRT7236
HWFMP2248
1237



Windsor Cherry
HWWCMTB
Mobile Teaming Board
49" x 24" x 72"



Natural Maple
HWFMLS46
Standing Lectern
24" x 15" x 46"



Natural Maple
Chrome Pulls
HWFMMB
Marker Board
48" x 48"

Contour Solutions

Curved Corner Desk allows face-forward computer use while providing easy computer pullup and full access to worksurface. Use with asymmetrical bridges or shells featuring a 19" connection. Shown with asymmetrical bridge, lateral file credenza, overhead storage unit with doors and paper storage compartments and 14"-high tack board.



Natural Maple
Ebony Pulls
HEFM462R
HWM495L
HEFM733L
HEFM738
331YM30AL

Curved Corner Bookcases

enhance contemporary design and architectural appearance for unique office appeal. Shown with bow front full-pedestal desk, lateral file/bookcase credenza and overhead storage unit with doors and paper storage compartments.



Natural Maple
Ebony Pulls
HEFM720B
HEFMBK733L
HEFM738
HWFMCB65 (2)
3901



Support Leg Grommet
allows convenient pass-thru
for concealed routing of wires
under the worksurface.

Hyperwork

Corner Modules combine with asymmetrical shells to create a contoured cockpit that provides easy computer pullup and full access to worksurface. Select 36" x 36" or 42" x 42" corner modules with multiple sizes of asymmetrical shells. Shown with asymmetrical shells, spanner island, corner hutches, accessory wall and accessories, mobile and utility pedestals.

Windsor Cherry/Graphite
Chrome Pulls
HWWCGP448 (2)
HWWCGP193624L (2)
HWWCGP193624R (2)
HWWCST48
HWWCCH7236L
HWWCCH7236R
HWWC212BF
HWGPUP
321SM30AT (2)

Windsor Cherry
Chrome Pulls
HWWC7230L
HWWC2442R




Features & Functions

- 400+ modular components maximize design flexibility
- Full modesty panels for privacy, aesthetics
- Returns and credenzas feature 24" deep surfaces for optimum workspace
- Choice of full or 3/4 individually-locking pedestals
- Brushed Chrome, Ebony, Oval Nickel or Bright Brass drawer/door pulls
- Generous filing/storage with 20" deep drawers
- Pre-installed black filing hardware for legal and/or letter filing
- Smooth-action, captive ball-bearing slides on all drawers
- Heavy-duty, full-extension slides on all file drawers
- Progressive-action slides on lateral file drawers
- Wire management standard on corner desks, corner modules, extended corners, returns, asymmetrical shells, rectangular shells and credenzas
- Optional center drawers, keyboard platforms and articulating keyboard trays



Reception Stations feature full-height privacy panels (41" high) and bow top transaction counter.



Windsor Cherry
Chrome Pulls
HWWC799
HWWC450L
HWWC346
HWWC717
3277

Hyperwork

Computer Corner Desk features standard keyboard platform. Shown with 3/4 box/file pedestals and a 36" wide x 24" deep Compact Return, this L-shape station provides optimum workspace in a concise 72" x 72" footprint.



Natural Maple/Graphite
Chrome Pulls
HWFMP451R
HWFMP452L

Mobile Solutions



Natural Maple
Chrome Pulls
HWFM2248
Mobile Server Credenza
48"/72" x 24" x 29"



Natural Maple/Graphite
Chrome Pulls
HWFMP2224
Mobile Server Cart
24.25" x 24.5" x 29"



Windsor Cherry
HWWCMMS
Mobile Media Stand
24" x 24" x 65.5"

Filing Solutions



Windsor Cherry/Graphite
Chrome Pulls
HWWCGP346
Two-Drawer Lateral File
36.5" x 24" x 29"

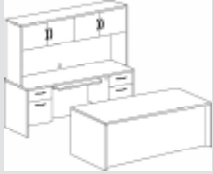


Windsor Cherry
Chrome Pulls
HWWC2DLF
Two-Drawer Legal File
19" x 24" x 29"



Windsor Cherry
Chrome Pulls
HWWC426
Four-Drawer Lateral File
30.75" x 20.75" x 56.75"

Typical Configurations



GROUP1
Consists of:
H_720
H_744
H_737

72"W x 108"D x 65.5"H



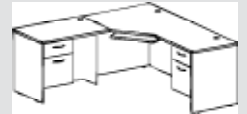
GROUP2
Consists of:
H_720B
H_733
H_737

72"W x 108"D x 65.5"H



GROUP3
Consists of:
H_721(R/L)
H_722(L/R)

72"W x 84"D x 29"H



GROUP4
Consists of:
H_451(L/R)
H_452(R/L)

72"W x 72"D x 29"H



GROUP5
Consists of:
H_462(R/L)
HW_496(L/R)
H_733(L/R)
H_738

72"W x 114"D x 65.5"H



GROUP6
Consists of:
H_651(R/L)
HW_484
H_625(L/R)

66"W x 96"D x 29"H



GROUP7
Consists of:
H_721(R/L)
HW_485
H_735(L/R)
H_737

72"W x 108"D x 65.5"H



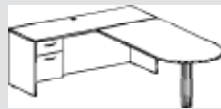
GROUP8
Consists of:
H_451(R/L)
HW_485
H_733(L/R)

72"W x 108"D x 29"H



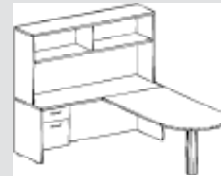
GROUP9
Consists of:
H_451(R/L)
HW_485
H_733(L/R)
H_738

72"W x 108"D x 65.5"H



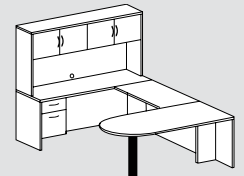
GROUP10
Consists of:
HW_797
H_725(L/R)

96"W x 72"D x 29"H



GROUP11
Consists of:
HW_797
H_725(L/R)
HW_717

96"W x 72"D x 65.5"H



GROUP12
Consists of:
HW_799
HW_485
H_725(L/R)
H_737

72"W x 108"D x 65.5"H



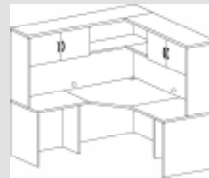
GROUP14
Consists of:
H_799(R/L)
H_450(L/R)
H_346
H_738

72"W x 114"D x 65.5"H



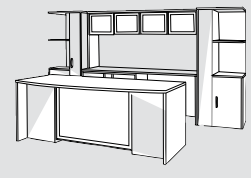
GROUP15
Consists of:
HW_448
HW_193624(L/R)
HW_193624(R/L)
H_CH7236(L/R)

72"W x 72"D x 65.5"H



GROUP16
Consists of:
HW_44930(R/L)
HW_RS3030(L/R)
HW_RS2430(R/L)
H_CH7272

72"W x 72"D x 65.5"H



GROUP17
Consists of:
H_701BF2BF
H_735(L/R)
HW_737AD
H_65TL
H_65TR

120"W x 108"D x 65.5"H

Finishes



FM Natural Maple



AP Aspen



BW Boardwalk




WC Windsor Cherry



M Mahogany



X Espresso




SL Shoreline



DW Driftwood



GP Graphite



E Black

Finishes. Finishes are available in monochrome or two-tone combinations for design flexibility. Consult your High Point Representative for application and availability information. Above color references professionally developed for accuracy; colors may vary from actual due to printing processes.

Pulls



W Chrome



E Ebony



B Bright Brass



D Oval Nickel

Sleek, curvilinear drawer/door pulls are made of solid metal and available in Brushed Chrome (W), Ebony (E), Bright Brass (B) or Oval Nickel (D) for design flexibility.

