

HPFi



Expandable Tables

Tables

Meeting/Training

Expandable Tables

Tables

Meeting/Training

A table made to fit any size space. Start with a two-piece table, 8' in length. Then add as many 4' extensions to achieve your desired size - 12', 16', 20' - whatever your space allows. Assembly and addition is simple. Choose from two styles to fit your decor.

Traditional - **Bedford** series style with 1-3/16" thick high-gloss, high pressure laminate tops in Mahogany and Windsor Cherry. Rectangular shape. Traditional, solid hardwood edge profile tops, traditional base molding on straight, slab legs.

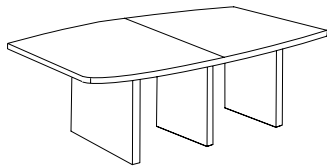
Contemporary - **Hyperwork** series style with 1-1/8" thick thermally fused laminate tops, balanced construction with fully laminated backer. A durable 3mm AdvantEdge PVC edge banding ensures long life. Boat shaped top with straight slab legs in a variety of finishes.

Designed by IHDG



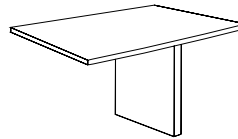
Windsor Cherry
EWCBT4896
EWCT4848A (2)

E_BT4896
Contemporary Boat Shaped Table



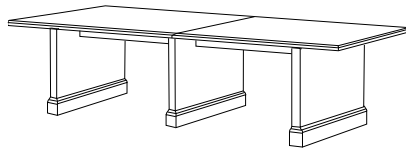
96"W X 48"D X 29"H

E_T4848A Extension



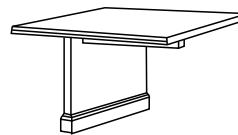
48"W X 48"D X 29"H

TE_T4896 Traditional Rectangular Table



96"W X 48"D X 29"H

TE_T4848A Extension



48"W X 48"D X 29"H



Hundreds of casaegoods and all HPFi seating available in several finishes and at industry-leading Quick Ship lead times. Dimensions listed are width/depth/height over-all. Reference current price list for complete descriptions. Specifications subject to change without notice.

ExpandableConference032516

