

HPFi



# Scoop

**Office Seating**

Executive & Guest Chairs

1007 Management Swivel  
WC Windsor Cherry  
Sketch 812 Carbon



## Wood Arms/Base

Enhance any **Scoop** model with the natural beauty of wood. Choose from several wood finishes and coordinate with HPFI casegoods. Wood arms are formed to shape. Five-star bases feature metal understructure with wood caps. All Scoop seating available in an extensive selection of fabrics, vinyls and leathers; ask about our full-color, full-reference Upholsteries Catalog.

## Original Back

**Scoop** Original non-stitched back features unique body-form shape and built-in lumbar support for long-term comfort while working. Waterfall front seat edges promote proper circulation. All models available in original or channel back style.



1004 Sled Base Arm Chair  
Precision 498 Black  
T1005 Ganging Table  
MAH Mahogany

## Black Arms/Base

Complement contemporary environments with **Scoop** seating in black. Lightly textured, urethane arms offer scratch resistance. Nylon-reinforced, five-prong base includes dual-wheel carpet casters. Coordinate with guest chairs in Black (BLK) wood finish.



**Pneumatic lift** provides easy-operation seat-height adjustment. Standard on all swivel tilt chairs!



1093 Arm Chair  
Sketch 814 Denim  
MAH Mahogany

## Channel Back

The **Scoop** Channel back features the same body-form shape, built-in lumbar and waterfall front seat edges, promoting proper support and comfort...plus unique vertical stitching! All models available with Channel or Original back style.

# Scoop



## Multiple Seating Unit

Excellent for waiting areas, **Scoop** guest chairs can be pre-configured (up to 4 chairs) using a common arm design, resulting in maximum seating in minimum space. Multiple seating units ship assembled.

**1003CCCC** Arm Chairs Ganged  
OAK Medium Oak  
Foundation 10 350-034 Parade Blue

## Original Back



**1001** Executive Swivel,  
Wood Arms/Base (shown)  
**1071** Executive Swivel,  
Black Arms/Base



**1007** Management Swivel,  
Wood Arms/Base (shown)  
**1077** Management Swivel,  
Black Arms/Base


## Channel Back



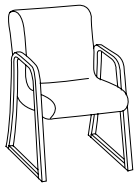
**1091** Executive Swivel,  
Black Arms/Base (shown)  
**1111** Executive Swivel,  
Wood Arms/Base



**1097** Management Swivel,  
Black Arms/Base (shown)  
**1117** Management Swivel,  
Wood Arms/Base




**1003** Arm Chair, Wood Finish



**1004** Sled Base Arm Chair,  
Wood Finish



**1093** Arm Chair, Black Finish  
(shown)  
**1113** Arm Chair, Wood Finish



**1094** Sled Base Arm Chair,  
Black Finish (shown)  
**1114** Sled Base Arm Chair,  
Wood Finish

Designed by IHDG



All HPFI seating available in several finishes and over 60 upholstery options at industry-leading **Quick Ship** lead times. Dimensions listed are width/depth/height over-all. Reference current price list for complete descriptions. Specifications subject to change without notice.

